

HKV-WMZ-V

EDELSTAHLVERTEILER 1" HKV 2013 VA-50

Norm EN 1264-4 entsprechend mit voneinander unabhängiger Absperr- und Abgleichfunktion.


VERTEILERSCHRANK

Pulverbeschichtung RAL 9016 weiß

| | | | |
|-----------|-----------|--------------|--------------|
| Unterputz | STANDARD | H 750-850 mm | T 110-165 mm |
| Unterputz | LEICHTBAU | H 750-850 mm | T 80-120 mm |
| | AUFPUTZ | H 710 mm | T 140 mm |

PRIMÄRANSCHLUSS**Wärmezähler-Einbauset**

- Fühlergewinde M10×1 im Vor- und Rücklauf
 - V3/4" = Zählerpassstück ¾" - 110 mm
 - V 1" = Zählerpassstück ¾" - 110 mm/1" - 130 mm
-
- Vertikal 3/4" oder 1" IG
 - Links (Rechts = Zusatz-Art.-Nr. RE)



212...

ARTIKELNUMMER

| Heizkreise | Schrankbreite mm | | Verteilerlänge mm | | Primäranschluss WMZ-V | | Verteilerschrank | | |
|------------|------------------|------|-------------------|------|-----------------------|-------|------------------|-----------|---------|
| | 3/4" | 1" | 3/4" | 1" | 3/4" | 1" | STANDARD | LEICHTBAU | AUFPUTZ |
| 2 | 450 | 450 | 375 | 400 | ...34 | ...10 | ...102 | ...202 | ...302 |
| 3 | 450 | 550 | 425 | 450 | ...34 | ...10 | ...103 | ...203 | ...303 |
| 4 | 550 | 550 | 475 | 500 | ...34 | ...10 | ...104 | ...204 | ...304 |
| 5 | 550 | 700 | 525 | 550 | ...34 | ...10 | ...105 | ...205 | ...305 |
| 6 | 700 | 700 | 575 | 600 | ...34 | ...10 | ...106 | ...206 | ...306 |
| 7 | 700 | 700 | 625 | 650 | ...34 | ...10 | ...107 | ...207 | ...307 |
| 8 | 700 | 850 | 675 | 700 | ...34 | ...10 | ...108 | ...208 | ...308 |
| 9 | 850 | 850 | 725 | 750 | ...34 | ...10 | ...109 | ...209 | ...309 |
| 10 | 850 | 850 | 775 | 800 | ...34 | ...10 | ...110 | ...210 | ...310 |
| 11 | 850 | 1000 | 825 | 850 | ...34 | ...10 | ...111 | ...211 | ...311 |
| 12 | 1000 | 1000 | 875 | 900 | ...34 | ...10 | ...112 | ...212 | ...312 |
| 13 | 1000 | 1000 | 925 | 950 | ...34 | ...10 | ...113 | ...213 | ...313 |
| 14 | 1000 | 1200 | 975 | 1000 | ...34 | ...10 | ...114 | ...214 | ...314 |
| 15 | 1200 | 1200 | 1025 | 1050 | ...34 | ...10 | ...115 | ...215 | ...315 |

HKV-WMZ-V

MIT TRINKWASSER-EINBAUSTRECKEN

DIN-DGVW-Trinkwasser-Zulassung nach EN 13828/W570-1 (alte DIN 3433)
Trinkwasserkugelhahn mit plombierbarer Überwurfmutter für Wasserzähler, Messing-Passstück 3/4" - 110 mm

Je eine Einbaustrecke für Kalt- und Warmwasser.

Bei Rohrführung im Verteilerschrank 1-2 Schrankgrößen breiter wählen – bei Bestellung bitte angeben.




Abb. 1




Abb. 2

Auf Anfrage mit Zirkulationsventil Kemper vormontiert. Aufpreis ab 248,00 Euro und je nach Station 1-2 Schrankbreiten größer.

212... TRINKWASSER-ZÄHLERSTRECKEN HORIZONTAL (ABB. 1)

| Heizkreise | Schrankbreite mm | | Verteilerlänge mm | | Primäranschluss WMZ-V | | Verteilerschrank | | |
|------------|------------------|------|-------------------|------|-----------------------|-------|------------------|-----------|---------|
| | 3/4" | 1" | 3/4" | 1" | 3/4" | 1" | STANDARD | LEICHTBAU | AUFPUTZ |
| 2 | 550 | 550 | 375 | 400 | ...36 | ...16 | ...102 | ...202 | ...302 |
| 3 | 550 | 550 | 425 | 450 | ...36 | ...16 | ...103 | ...203 | ...303 |
| 4 | 700 | 700 | 475 | 500 | ...36 | ...16 | ...104 | ...204 | ...304 |
| 5 | 700 | 700 | 525 | 550 | ...36 | ...16 | ...105 | ...205 | ...305 |
| 6 | 700 | 700 | 575 | 600 | ...36 | ...16 | ...106 | ...206 | ...306 |
| 7 | 850 | 850 | 625 | 650 | ...36 | ...16 | ...107 | ...207 | ...307 |
| 8 | 850 | 850 | 675 | 700 | ...36 | ...16 | ...108 | ...208 | ...308 |
| 9 | 850 | 850 | 725 | 750 | ...36 | ...16 | ...109 | ...209 | ...309 |
| 10 | 1000 | 1000 | 775 | 800 | ...36 | ...16 | ...110 | ...210 | ...310 |
| 11 | 1000 | 1000 | 825 | 850 | ...36 | ...16 | ...111 | ...211 | ...311 |
| 12 | 1000 | 1000 | 875 | 900 | ...36 | ...16 | ...112 | ...212 | ...312 |
| 13 | 1200 | 1200 | 925 | 950 | ...36 | ...16 | ...113 | ...213 | ...313 |
| 14 | 1200 | 1200 | 975 | 1000 | ...36 | ...16 | ...114 | ...214 | ...314 |
| 15 | 1200 | 1200 | 1025 | 1050 | ...36 | ...16 | ...115 | ...215 | ...315 |

212... TRINKWASSER-ZÄHLERSTRECKEN VERTIKAL (ABB. 2)

| Heizkreise | Schrankbreite mm | | Verteilerlänge mm | | Primäranschluss WMZ-V | | Verteilerschrank | | |
|------------|------------------|------|-------------------|------|-----------------------|-------|------------------|-----------|---------|
| | 3/4" | 1" | 3/4" | 1" | 3/4" | 1" | STANDARD | LEICHTBAU | AUFPUTZ |
| 2 | 700 | 700 | 375 | 400 | ...38 | ...18 | ...102 | ...202 | ...302 |
| 3 | 700 | 700 | 425 | 450 | ...38 | ...18 | ...103 | ...203 | ...303 |
| 4 | 700 | 700 | 475 | 500 | ...38 | ...18 | ...104 | ...204 | ...304 |
| 5 | 850 | 850 | 525 | 550 | ...38 | ...18 | ...105 | ...205 | ...305 |
| 6 | 850 | 850 | 575 | 600 | ...38 | ...18 | ...106 | ...206 | ...306 |
| 7 | 850 | 850 | 625 | 650 | ...38 | ...18 | ...107 | ...207 | ...307 |
| 8 | 1000 | 1000 | 675 | 700 | ...38 | ...18 | ...108 | ...208 | ...308 |
| 9 | 1000 | 1000 | 725 | 750 | ...38 | ...18 | ...109 | ...209 | ...309 |
| 10 | 1000 | 1000 | 775 | 800 | ...38 | ...18 | ...110 | ...210 | ...310 |
| 11 | 1200 | 1200 | 825 | 850 | ...38 | ...18 | ...111 | ...211 | ...311 |
| 12 | 1200 | 1200 | 875 | 900 | ...38 | ...18 | ...112 | ...212 | ...312 |
| 13 | 1200 | 1200 | 925 | 950 | ...38 | ...18 | ...113 | ...213 | ...313 |
| 14 | 1200 | 1200 | 975 | 1000 | ...38 | ...18 | ...114 | ...214 | ...314 |
| 15 | 1200 | 1500 | 1025 | 1050 | ...38 | ...18 | ...115 | ...215 | ...315 |

■ THERMTEC
Raiffeisenstraße 7
74360 Ilsfeld

T 07062 269 88 0
F 07062 269 88 22

info@thermtec-reinhold.de
www.thermtec-reinhold.de

Öffnungszeiten
Mo – Do:
08:00 – 16:30 Uhr
Fr:
08:00 – 15:00 Uhr